


Technical Rider





Line Up



(from left to right)

AJ
Vocals

Albi
Keys, Accordion, Backvocals

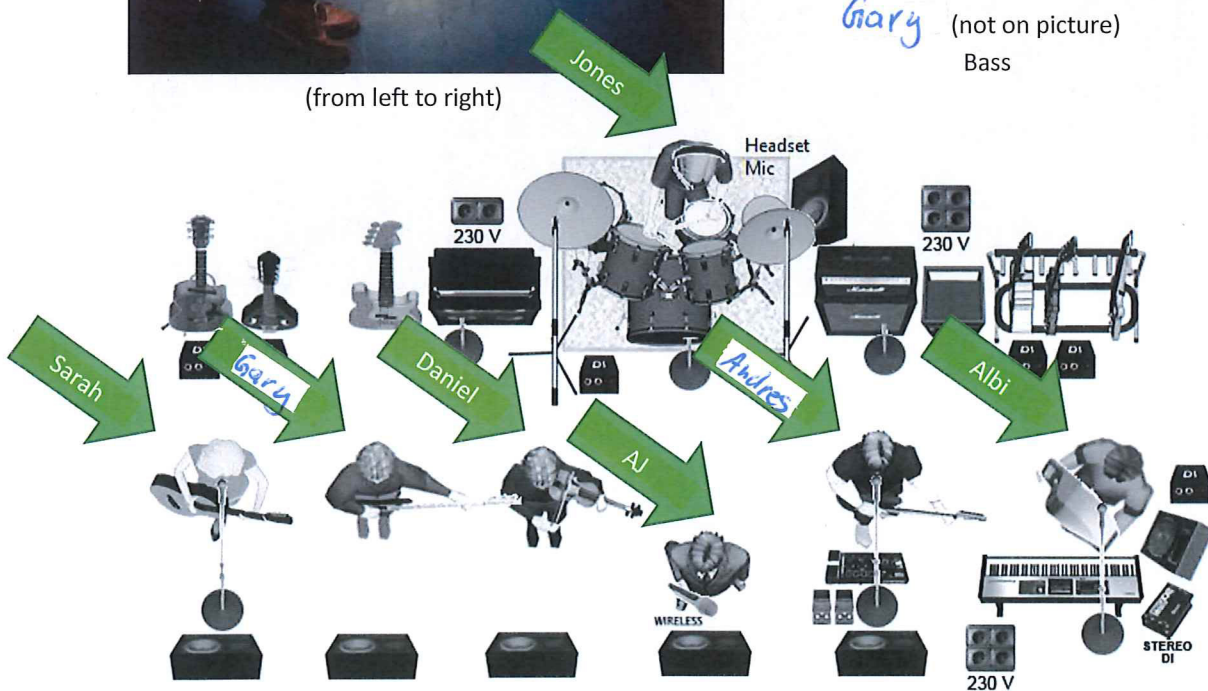
Jones
Drums, Backvocals

Daniel
Violin


Andres
Acoustic and electric guitars,
Backvocals

Sarah
Acoustic guitar, Mandolin, Backvocals

Gary (not on picture)
Bass



Channel List

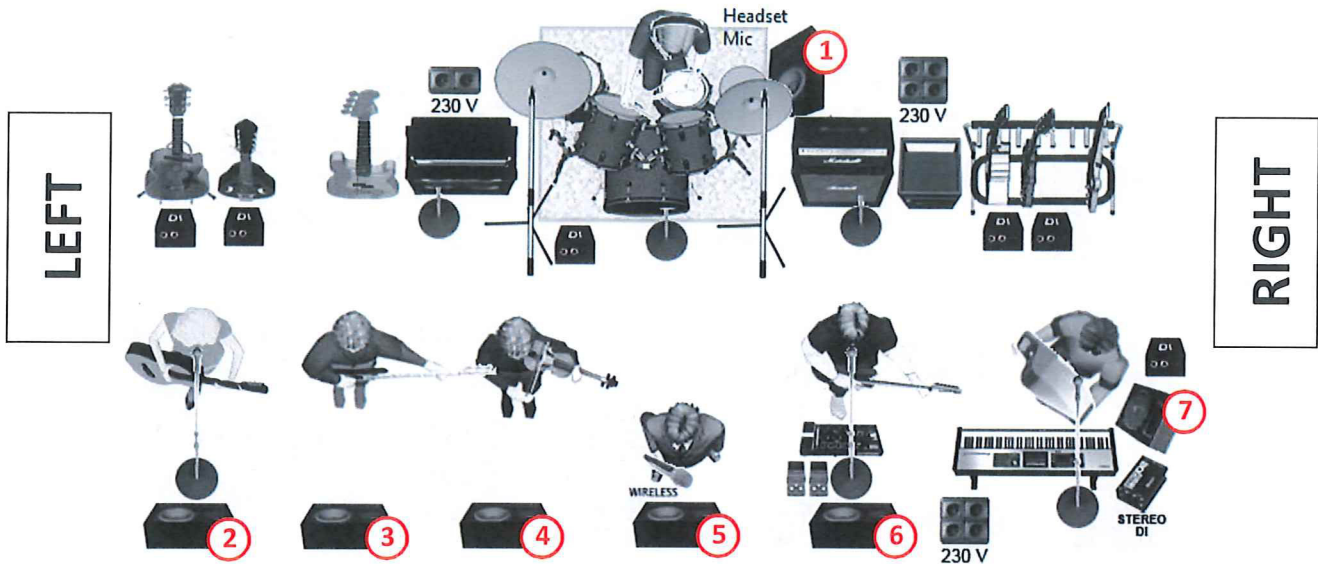


No.	Instrument	Source	Stand	EFX	Note
1	Bass Drum	AGK or Shure	Small Heavy Stand	Comp / Gate	N1
2	Snare (Top)	AGK or Shure	Clamp	Comp	N1
3	Snare (Bottom)	AGK or Shure	Clamp / Small Stand	Comp	N1
4	Tom 1	AGK or Shure	Clamp	Gate	N1
5	Tom 2	AGK or Shure	Clamp	Gate	N1
6	Tom 3	AGK or Shure	Clamp	Gate	N1
7	High Hat	AGK or Shure	Small Stand		N1
8	Ride	AGK or Shure	Small stand		N1
9	Overhead LS	AGK or Shure	Boom		N1
10	Overhead RS	AGK or Shure	Boom		N1
11	Bass	AGK or Shure	Small Boom		N1
12	Violin	DI (0 dB)		Comp	
13	Acoustic Guitar LS	DI (0 dB)		Comp	
14	Acoustic Guitar RS	DI (0 dB)		Comp	
15	Mandolin	DI (0 dB)		Comp	
16					
17	Electric Guitar	<i>direct in</i>	Small Boom		
18	Accordion	DI (0 dB)		Comp	
19	Key L	DI (0 dB)			
20	Key R	DI (0 dB)			
21	Lead Vocal	Line 6 Wireless	Straight Stand	Comp	
22	Back Vocal Jones	Headset		Comp	
23	Back Vocal Sarah	Shure SM58	Boom	Comp	
24	Back Vocal <i>Andrey</i>	Shure Beta 58A	Boom	Comp	
25	Back Vocal Albi	Shure SM58	Boom	Comp	

Note:

N1: Microphones for drumset and bass must be provided by Sound Engineer.
All stands for microphones should be provided as well.

Monitoring



Instruments / AUX	1	2	3	4	5	6	7
Lead-Vocal	90	90	90	80	100	90	80
Back-Vocals	70	60	70	40	70	70	70
Acoustic guitar LS	70	90	70	60	70	80	90
Acoustic guitar RS	70	70	70	60	70	100	90
Mandolin	70	100	70	60	70	80	90
Electric guitar	70	70	70	60	70	100	90
Bass guitar	70	50	100	40	70	70	90
Violin	70	90	70	100	70	90	90
Accordion	70	90	70	80	70	90	100
Keys	70	90	70	80	70	90	100

Note: Specification in %
Own vocal on own monitor should be 100%

Thank you very much for reading our Technical Rider!